



ORIGAMI INSTRUCTIONS


www.allisonblackillustration.com




1. FOLD IN HALF



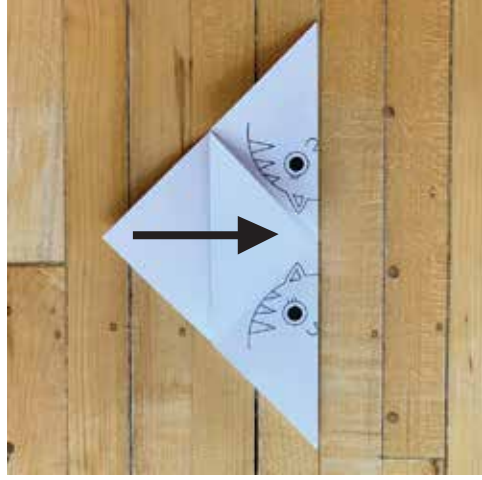
2. FOLD LEFT CORNER UP TO MIDDLE POINT



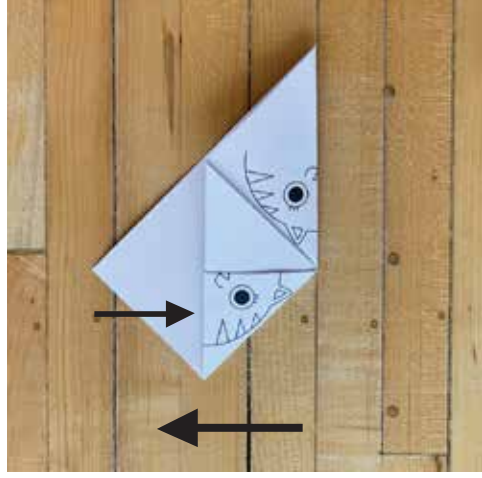
3. FOLD RIGHT CORNER UP TO MIDDLE POINT



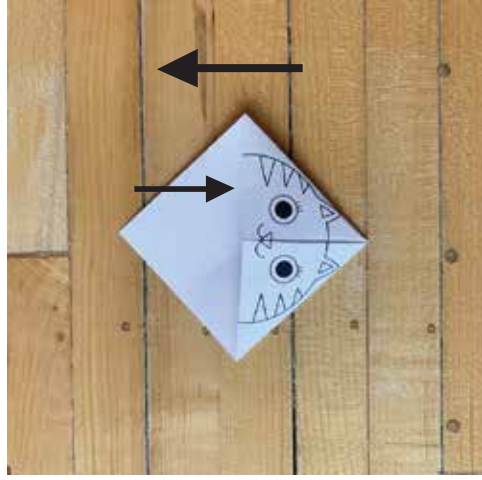
4. UNFOLD LAST TWO STEPS



5. FOLD MIDDLE POINT DOWN



6. FOLD LEFT CORNER UP AND TUCK BEHIND FOLDED CENTER



7. FOLD RIGHT CORNER UP AND TUCK BEHIND FOLDED CENTER